J THOMAS & COMPANY PRIVATE LIMITED

KOLKATA MARKET SYNOPSIS - SALE 46 (2026 - 27)

CTC
Market Report
· Strong demand.
. Liquoring Assams sold at firm to dearer rates.
. Remainder around last levels.

Buying Analysis
· Major Blenders: Operated
· Western India: Active
. Exporters: Operated Other local and internal: Fair Support

Orthodox
Market Report
· Good demand.
. Few select well-made Whole Leaf and Brokens irregular around last levels. Remainder Whole leaf and Brokens sold lower and at times witnessed withdrawals.
. Secondaries and fannings irregular around last.

Buying Analysis
· Middle East : Active
. CIS: Good Support
· HUL : Selective

DUST
Market Report
· Good demand.
. Select few liquoring varieties appreciated with quality.
. Remainder firm to occasionally dearer with the browner sorts at times irregular.

Buying Analysis
· Major Blenders: Operated
· Western India: Active
. Other Packeteers and Internal: Fair Support

Darjeeling
Market Report
· Good demand.
. Greenish sorts on offer met with strong competition.
. Major Blenders : Quiet Exporters: Some demand Local buyers: Operated

AUCTION AVERAGES

	2026/27			2025/26			UP TO SALE 46		
	SALE 46	SALE 45	+/-	SALE 46	SALE 45	+/-	2026/27	2025/26	2024/25
CTC LEAF	251.58	230.08	21.50	221.76	232.59	-10.83	242.01	231.09	267.03
DUST	242.52	238.51	4.01	225.04	236.61	-11.58	253.68	245.52	282.05
TOTAL	248.34	233.03	15.30	223.01	234.20	-11.19	246.40	236.73	272.95
ORTHODOX	265.47	269.02	-3.55	285.91	294.22	-8.31	305.89	298.35	308.43
DARJEELING	362.92	346.29	16.63	307.91	379.30	-71.39	512.78	489.59	441.46
ALL TEAS	253.21	242.05	11.16	239.46	248.22	-8.77	267.55	257.58	283.92

KOLKATA AUCTION AVERAGES

SALE		42	43	44	45	46	47
CTC LEAF	2026/27	232.08	SALE DROPPED	225.88	230.08	251.58	
	2025/26	230.25	244.44	225.60	232.59	221.76	217.45
DUST	2026/27	231.87	SALE DROPPED	233.15	238.51	242.52	
	2025/26	235.05	244.79	235.05	236.61	225.04	231.48
TOTAL	2026/27	232.01	SALE DROPPED	228.67	233.03	248.34	
	2025/26	232.18	244.59	229.40	234.20	223.01	223.39
ORTHODOX	2026/27	283.97	SALE DROPPED	276.08	269.02	265.47	
	2025/26	289.91	293.72	291.52	294.22	285.91	280.47
DARJEELING	2026/27	328.89	SALE DROPPED	399.04	346.29	362.92	
	2025/26	429.91	451.13	328.68	379.30	307.91	298.18

Kolkata Gradewise Averages CTC Leaf / Dust Upto Sale 46

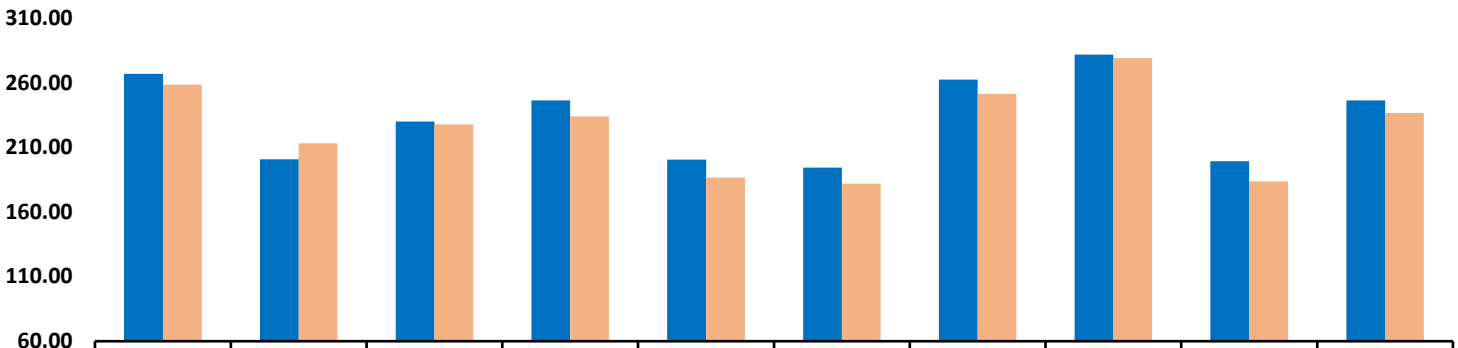

	BOP	BOPL	BOPSM	BP	OF	LEAF SEC	PD	D	DUST SEC	TOTAL
2026/27	266.88	200.82	230.14	246.47	200.59	194.37	262.48	281.68	199.32	246.40
2025/26	258.57	213.27	227.79	233.94	186.71	181.88	251.43	278.97	183.69	236.73

Kolkata Gradewise Sold Quantity (M. Kgs) CTC Leaf / Dust Upto Sale 46

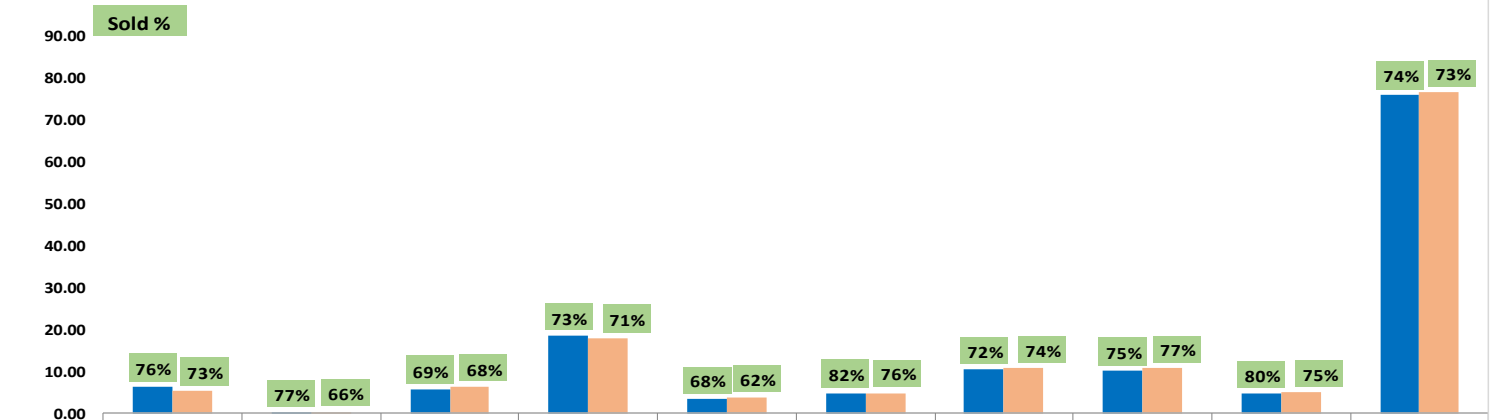

	BOP	BOPL	BOPSM	BP	OF	LEAF SEC	PD	D	DUST SEC	TOTAL
2026/27	6.43	0.12	5.78	18.41	3.52	4.87	10.54	10.31	4.75	76.09
2025/26	5.47	0.08	6.28	18.04	3.78	4.70	10.81	10.82	4.96	76.62

KOLKATA GRADEWISE ORTHODOX AVARAGES UPTO SALE 46

GRADE	2026 - 27		2025 - 26		GRADE	2026 - 27		2025 - 26	
	QTY.	AVG	QTY.	AVG		QTY.	AVG	QTY.	AVG
TGFOP1	1687487.6	397.15	1545050.5	410.76	GFBOP	2032540.0	324.28	2060433.0	313.98
TGFOP	3791410.7	360.02	2927598.5	372.13	GBOP	3302374.2	316.53	2999672.3	294.93
GFOP	2296310.4	328.94	1771620.9	337.02	BPS	1819822.6	370.20	1496042.4	358.51
FOP	1720808.0	258.03	2143038.7	266.69	GBOP1/FBOP1	3649379.6	199.77	3267546.6	211.46
FBOP	5663372.3	352.02	4417420.7	332.89	BOPF/GOF/FOF	2634117.0	193.53	2352236.8	181.69

OFFER / SOLD QUANTITY & AVERAGE PRICE CTC / DUST

	THIS SALE				LAST SALE				TO DATE			
	OFFERED	SOLD	AVG.	OUT %	OFFERED	SOLD	AVG.	OUT %	OFFERED	SOLD	AVG.	OUT %
BROKENS	17,22,202	14,34,292	260.80	17%	23,55,613	18,80,549	237.85	20%	4,42,79,041	3,22,33,335	246.91	27%
FANNINGS	5,61,725	4,82,102	258.52	14%	7,51,605	5,57,224	230.12	26%	1,53,14,165	1,03,87,402	249.15	32%
LEAF SEC.	3,30,820	2,78,827	192.13	16%	3,57,834	3,07,138	182.45	14%	59,26,227	48,69,298	194.37	18%
LEAF TOTAL	**26,14,746.2**	**21,95,221.4**	**251.58**	**16%**	**34,65,052.1**	**27,44,911.7**	**230.08**	**21%**	**6,55,19,432.6**	**4,74,90,034.4**	**242.01**	**28%**
DUST	12,08,346	9,80,731	257.60	19%	15,69,939	12,12,788	252.35	23%	3,20,32,883	2,38,55,602	264.50	26%
DUST SEC.	2,81,388	2,43,179	181.69	14%	3,07,630	2,69,182	176.13	12%	59,05,622	47,46,990	199.32	20%
DUST TOTAL	**14,89,733.5**	**12,23,910.5**	**242.52**	**18%**	**18,77,568.4**	**14,81,969.4**	**238.51**	**21%**	**3,79,38,505.0**	**2,86,02,591.8**	**253.68**	**25%**
TOTAL	**41,04,479.7**	**34,19,131.9**	**248.34**	**17%**	**53,42,620.5**	**42,26,881.1**	**233.03**	**21%**	**10,34,57,937.6**	**7,60,92,626.2**	**246.40**	**26%**
OFFER / SOLD QUANTITY & AVERAGE PRICE ORTHODOX												
WHOLE LEAF	4,77,503	3,89,211	280.89	18%	6,24,983	5,40,603	286.76	14%	1,75,91,772	1,49,36,911	327.04	15%
BROKENS	6,17,074	5,15,690	307.98	16%	6,11,390	4,96,294	303.04	19%	1,75,37,716	1,54,35,223	338.98	12%
FANNINGS	1,32,338	1,22,988	181.25	7%	1,07,164	1,01,480	170.23	5%	32,40,105	28,55,755	190.70	12%
SECONDARY	2,54,666	2,17,469	184.70	15%	2,10,416	1,87,558	181.31	11%	50,53,447	44,95,998	195.19	11%
ORTH. TOTAL	**14,81,580.0**	**12,45,358.4**	**265.47**	**16%**	**15,53,953.4**	**13,25,935.5**	**269.02**	**15%**	**4,34,23,039.8**	**3,77,23,887.1**	**305.89**	**13%**
OFFER / SOLD QUANTITY & AVERAGE PRICE DARJEELING												
WHOLE LEAF	9,256	5,022	649.28	46%	17,818	8,191	569.85	54%	7,45,687	4,01,466	679.05	46%
BROKENS	3,684	3,067	217.48	17%	7,799	4,863	274.54	38%	2,20,990	1,05,985	302.79	52%
FANNINGS	5,693	4,706	152.12	17%	11,712	9,668	192.97	17%	3,20,712	1,55,667	226.93	51%
DARJ. TOTAL	**18,633.0**	**12,794.6**	**362.92**	**31%**	**37,329.7**	**22,721.6**	**346.29**	**39%**	**12,87,389.6**	**6,63,118.4**	**512.78**	**48%**

OFFER / SOLD QUANTITY & AVERAGE PRICE

CTC	THIS SALE				LAST SALE				TO DATE			
	OFFERED	SOLD	AVG.	OUT %	OFFERED	SOLD	AVG.	OUT %	OFFERED	SOLD	AVG.	OUT %
2026-27	2614746.2	2195221.4	251.58	16%	3465052.1	2744911.7	230.08	21%	65519432.6	47490034.4	242.01	28%
2025-26	3232940.2	2401669.4	221.76	26%	2967869.5	2482640.3	232.59	16%	66093280.1	46708824.7	231.09	29%
DUST	OFFERED	SOLD	AVG.	OUT %	OFFERED	SOLD	AVG.	OUT %	OFFERED	SOLD	AVG.	OUT %
2026-27	1489733.5	1223910.5	242.52	18%	1877568.4	1481969.4	238.51	21%	37938505.0	28602591.8	253.68	25%
2025-26	1797681.0	1487792.8	225.04	17%	1936702.2	1666601.9	236.61	14%	39232837.4	29912227.3	245.52	24%
ORTHODOX	OFFERED	SOLD	AVG.	OUT %	OFFERED	SOLD	AVG.	OUT %	OFFERED	SOLD	AVG.	OUT %
2026-27	1481580.0	1245358.4	265.47	16%	1553953.4	1325935.5	269.02	15%	43423039.8	37723887.1	305.89	13%
2025-26	1484566.4	1339467.2	285.91	10%	1344072.1	1166033.9	294.22	13%	39221280.6	34311614.3	298.35	13%
DARJEELING	OFFERED	SOLD	AVG.	OUT %	OFFERED	SOLD	AVG.	OUT %	OFFERED	SOLD	AVG.	OUT %
2026-27	18633.0	12794.6	362.92	31%	37329.7	22721.6	346.29	39%	1287389.6	663118.4	512.78	48%
2025-26	47149.1	25320.5	307.91	46%	55527.4	34654.5	379.30	38%	1333345.4	855544.4	489.59	36%
TOTAL	OFFERED	SOLD	AVG.	OUT %	OFFERED	SOLD	AVG.	OUT %	OFFERED	SOLD	AVG.	OUT %
2026-27	**5604692.7**	**4677284.9**	**253.21**	**17%**	**6933903.6**	**5575538.2**	**242.05**	**20%**	**148168367.0**	**114479631.7**	**267.55**	**23%**
2025-26	**6562336.7**	**5254249.9**	**239.46**	**20%**	**6304171.1**	**5349930.5**	**248.22**	**15%**	**145880743.5**	**111788210.7**	**257.58**	**23%**

PRICE RANGE										
% OF TEAS SOLD	CTC LEAF					DUST				
	2026/27		UP TO SALE 46			2026/27		UP TO SALE 46		
	SALE 46	SALE 45	2026/27	2025/26	2024/25	SALE 46	SALE 45	2026/27	2025/26	2024/25
BELOW 160	3.46	11.16	15.71	23.07	8.45	8.19	9.99	8.23	14.72	8.41
BETWEEN 160.00-179.99	11.31	12.22	6.88	6.97	4.92	7.80	5.09	4.05	4.59	3.42
BETWEEN 180.00-199.99	6.92	8.23	6.48	5.49	8.66	6.97	10.21	5.58	4.99	4.44
BETWEEN 200.00-219.99	12.67	15.78	10.05	6.51	8.21	12.76	10.80	10.96	6.65	7.17
BETWEEN 220.00-239.99	8.23	10.60	10.10	7.65	9.07	8.68	11.35	10.57	7.83	7.01
BETWEEN 240.00-259.99	11.79	11.98	11.42	10.93	9.25	13.20	12.64	12.44	13.39	7.82
BETWEEN 260.00-279.99	14.69	10.34	11.05	10.76	8.21	15.37	16.17	13.72	14.24	7.51
ABOVE 280	30.94	19.68	28.31	28.61	43.24	27.02	23.75	34.44	33.59	54.23

PRICE RANGE					
% OF TEAS SOLD	ORTHODOX				
	2026/27		UP TO SALE 46		
	SALE 46	SALE 45	2026/27	2025/26	2024/25
BELOW 200	22.39	20.78	14.34	10.99	14.00
BETWEEN 200.00-219.99	7.05	7.08	6.25	7.93	3.82
BETWEEN 220.00-239.99	11.63	11.40	6.99	11.87	4.77
BETWEEN 240.00-259.99	6.75	6.88	5.32	7.58	6.19
BETWEEN 260.00-279.99	5.92	6.97	5.51	6.42	6.66
ABOVE 280	46.26	46.90	61.58	55.22	64.56

PRICE RANGE			
% OF TEAS SOLD	DARJEELING		
	2026/27		UP TO SALE46
	SALE 46	SALE 45	2026/27
BELOW 300.00	58.96	47.03	27.59
BETWEEN 301.00-400.99	1.04	16.18	7.60
BETWEEN 401.00-500.99	6.97	10.70	10.57
BETWEEN 501.00-600.99	8.27	10.37	25.49
BETWEEN 601.00-700.99	11.05	8.39	11.45
ABOVE 701.00	13.71	7.33	17.31

FUTURE FRESH OFFERING (IN PACKAGES)

SALE NO	THIS YEAR-2026 - 27					LAST YEAR-2025 - 26					DIFFERENCE				
	CTC LEAF	ORTH.	DARJ.	DUST	TOTAL	CTC LEAF	ORTH.	DARJ.	DUST	TOTAL	CTC LEAF	ORTH.	DARJ.	DUST	TOTAL
47	72876	69827	744	31059	**174506**	103453	71974	1738	48468	**225633**	-30577	-2147	-994	-17409	**-51127**
48	81042	53908	1386	29972	**166308**	107531	78161	2069	44709	**232470**	-26489	-24253	-683	-14737	**-66162**
49	105059	76134	687	39771	**221651**	110229	69380	2731	48154	**230494**	-5170	6754	-2044	-8383	**-8843**
50	83305	67472	1069	31456	**183302**	90467	58376	2439	41252	**192534**	-7162	9096	-1370	-9796	**-9232**
TOTAL	**342282**	**267341**	**3886**	**132258**	**745767**	**411680**	**277891**	**8977**	**182583**	**881131**	**-69398**	**-10550**	**-5091**	**-50325**	**-135364**

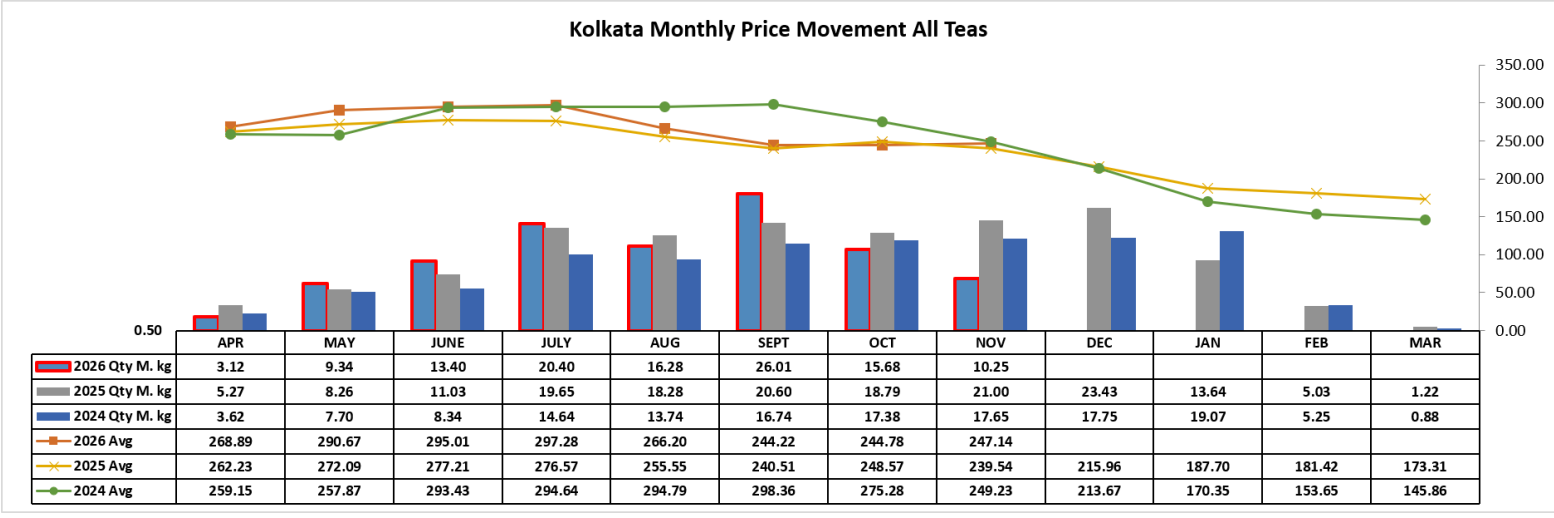

	APR	MAY	JUNE	JULY	AUG	SEPT	OCT	NOV	DEC	JAN	FEB	MAR
2026 Qty M. kg	3.12	9.34	13.40	20.40	16.28	26.01	15.68	10.25				
2025 Qty M. kg	5.27	8.26	11.03	19.65	18.28	20.60	18.79	21.00	23.43	13.64	5.03	1.22
2024 Qty M. kg	3.62	7.70	8.34	14.64	13.74	16.74	17.38	17.65	17.75	19.07	5.25	0.88
2026 Avg	268.89	290.67	295.01	297.28	266.20	244.22	244.78	247.14				
2025 Avg	262.23	272.09	277.21	276.57	255.55	240.51	248.57	239.54	215.96	187.70	181.42	173.31
2024 Avg	259.15	257.87	293.43	294.64	294.79	298.36	275.28	249.23	213.67	170.35	153.65	145.86

CTTA BUYING (ALL TEAS) FOR THE SALE 46

	CTC LEAF			DUST				TOTAL		
	SALE 46									
OFFER	26,14,746.2		Kgs	OFFER	14,89,733.5		Kgs	OFFER	41,04,479.7		Kgs
SOLD	21,95,221.4		Kgs	SOLD	12,23,910.5		Kgs	SOLD	34,19,131.9		Kgs
SOLD %	84%			SOLD %	82%			SOLD %	83%		
ZONES	KGS.	AVG.	%		Kgs	AVG	%		Kgs	AVG	%
W.India	6,67,105.7	266.22	30%	HUL	4,94,973.5	269.06	40%	W.India	8,26,778.7	258.23	24%
Others	3,87,573.7	257.48	18%	TCPL	1,64,281.5	222.27	13%	HUL	6,89,283.7	259.30	20%
Local	3,34,618.7	219.76	15%	W.India	1,59,673.0	224.85	13%	Others	4,47,374.2	253.90	13%
HUL	1,94,310.2	234.44	9%	Exports	1,23,892.5	214.24	10%	Local	3,94,584.7	216.73	12%
Exports	1,73,652.4	267.13	8%	WI.Pack	1,18,552.5	253.33	10%	Exports	2,97,544.9	245.11	9%
WI.Pack	1,34,380.4	297.07	6%	Others	59,800.5	230.63	5%	TCPL	2,57,743.5	211.55	8%
N.India	1,33,758.1	238.51	6%	Local	59,966.0	199.87	5%	WI.Pack	2,52,932.9	276.57	7%
TCPL	93,462.0	192.71	4%	N.India	28,530.5	205.03	2%	N.India	1,62,288.6	232.63	5%
S.India	49,344.4	261.76	2%	S.India	11,393.0	226.70	1%	S.India	60,737.4	255.19	2%
Packeteers	22,722.6	236.84	1%	NI.Pack	2,847.5	153.18	0%	Packeteers	22,722.6	236.84	1%
NI.Pack	4,293.2	296.00	0%					NI.Pack	7,140.7	239.05	0%
Grand Total	21,95,221.4	251.58	100%	TOTAL	12,23,910.5	242.52	100%	TOTAL	34,19,131.9	248.34	100%

	ORTHODOX			DARJEELING			
	SALE 46						
OFFER	14,81,580.0		Kgs	OFFER	18,633.0		Kgs
SOLD	12,45,358.4		Kgs	SOLD	12,794.6		Kgs
SOLD %	84%			SOLD %	69%		
ZONE	Kgs	AVG	%		Kgs	AVG	%
Middle East	4,20,503.5	287.77	34%	Local	6,468.4	359.20	51%
Others	2,12,439.8	260.43	17%	Others	2,400.6	289.39	19%
Domestic	1,71,170.5	218.77	14%	Exports	2,262.6	410.00	18%
Local	1,69,875.1	252.80	14%	Domestic	690.0	605.46	5%
W.India	90,891.6	304.93	7%	W.India	527.8	410.18	4%
N.India	60,029.2	225.12	5%	N.India	316.6	135.00	2%
Other Exports	36,978.5	267.27	3%	C.India	128.6	160.00	1%
CIS	29,436.9	290.03	2%				
Exports	19,280.6	239.43	2%				
Packeteers	16,574.3	257.56	1%				
HUL	13,268.1	269.43	1%				
TCPL	4,910.3	360.48	0%				
TOTAL	12,45,358.4	265.47	100%	TOTAL	12,794.6	362.92	100%

ASSAM CTC BATTING ORDER (GTAC+CTTA) Sale 14 to 46

MARK	2026-27		2025-26	
	KGS	AVG	KGS	AVG
HOOKHMOL	325812	483.10	290331	471.98
DECKIAJULI	330125	453.38	432668	388.89
GATOONGA	395845	447.02	290518	436.07
MOKRUNG	171461	423.20	146791	403.75
HATIMARA	349527	415.32	405290	396.26
HALMARI	519469	411.86	655686	406.95
SOTAI	117015	395.66	52926	316.40
SALKATHONI	287134	381.75	340889	372.78
KAMARBUND	170486	365.94	188012	352.86
BANAMALIE	160050	365.59	132971	361.16
GELAKEY	236194	359.65	248853	336.12
HAJUA	360483	357.17	379251	340.37
GHILLIDARY	151890	356.36	164844	337.90
DOOMUR DULLUNG	391402	355.54	438006	335.39
BORJAN	290429	352.56	406765	355.88
DEHA	297231	350.80	288205	332.47
DOOMNI	816069	350.77	786098	344.23
DEOHALL	587935	348.11	611114	326.99
LOHPOHIA	147868	346.01	112336	327.20
DOOLAHAT	356453	343.99	431555	364.53
KHARIKATIA	431309	340.14	388777	352.07
JAMIRAH	148422	336.41	148471	320.96
KAKADONGA	162603	332.84	158123	321.38
NIRMALA	111963	331.93	13345	270.84
CHARAIDEOPREMIUM	175265	331.52	246088	323.50

** Above 75000 Kgs.*

DOOARS CTC BATTING ORDER (STAC+CTTA) Sale 14 to 46

MARK	2026-27		2025-26	
	KGS	AVG	KGS	AVG
BINAGURI	989533	329.75	820401	327.97
GHATIA ROYAL	694858	329.38	314014	297.67
KARTICK	444664	326.02	401498	346.47
JITI	590133	322.52	605725	319.53
RYDAK	692781	317.28	660160	310.18
HOPE	325805	309.15	374110	304.73
BHATKAWA	200912	307.29	168125	306.14
KARALAVALLEYROYAL	289393	298.44	272376	298.73
ARYAMAN	142349	294.92	117814	311.28
MAUSOM	181550	288.75	157640	237.32
DALGAON	819848	288.06	622325	281.43
NEPUCHAPUR	413104	283.46	280567	314.04
LAKHIPARA	102527	282.22	234871	294.81
MORAGHAT	660599	281.56	558771	294.22
GULMA	792852	280.78	654158	291.71
BIJALIMONI	196962	277.19	53939	276.72
BARADIGHI	611983	275.49	525677	290.10
DIANA (RAMBARI)	333642	274.79	329602	242.28
ZURRANTEE	384695	273.22	284785	287.40
RAIMOHAN	158114	272.27	178562	269.13
RHEABARI	485483	271.44	491659	252.63
DANGUAJHAR	756523	271.31	771959	262.66
MECHPARA	418255	271.26	315826	268.18
KUMARGRAM	707913	270.59	399336	290.02
SANKOS	824188	268.84	615390	266.79

** Above 75000 Kgs.*

ASSAM ORTHODOX BATTING ORDER (GTAC+CTTA) Sale 14 to 46				
MARK	2026-27		2025-26	
	KGS	AVG	KGS	AVG
DOOMNI	98681	524.45	70804	605.59
DEJOO	435879	375.97	258862	397.50
MOKALBARI EAST	317703	363.98	314334	362.88
HATTIALLI	534032	363.46	552447	343.88
DIKOM	436469	361.61	473811	347.47
HARMUTTY	491150	356.40	365607	393.71
SINGLIJAN	297711	352.81	263410	345.43
NALANI	673928	349.55	685907	313.36
DIGULTURRUNG	117348	344.67	8185	331.94
SESSA 'B'	708358	343.87	417722	345.46
SAMDANG	1251870	341.03	851219	304.41
MUTTUCK	429634	340.85	400955	318.95
BOKEL	1159220	339.53	876603	308.91
SEAJULI	328610	339.20	339802	309.20
KOOMSONG	964385	337.95	763704	339.93
RAIDANG 'D'	1027923	335.57	636454	340.53
NONAIPARA	382955	329.86	280310	327.85
GINGIA	338942	329.73	264910	320.58
BEESAKOPIE	849495	328.54	746451	306.53
BOKAKHAT	361619	328.48	365022	313.88
MADHUTING	827588	328.47	858451	333.33
PHILLOBARI	525956	327.36	449341	338.07
METHONI	434336	327.27	437582	333.00
BORDUBI	1106230	326.73	971557	318.38
DAISAJAN	517657	325.26	502725	326.64

** Above 75000 Kgs.*

DARJEELING BATTING ORDER Sale 14 to 46				
MARK	2026-27		2025-26	
	KGS	AVG	KGS	AVG
BARNESBEG (ORGANIC)	6680	946.15	9916	503.35
MARGARET'S HOPE	30914	856.17	59971	526.86
CASTLETON	21291	827.17	41001	662.88
THURBO	36815	788.00	52414	585.85
SUNGMA	12453	756.79	22112	613.68
BADAMTAM (ORGANIC)	18752	676.29	21860	525.89
PUTTABONG	20566	609.18	29758	561.96
GIELLE	39808	594.66	40487	655.62
BALASUN	11529	587.65	16946	660.53
TEESTA VALLEY	73288	514.67	57781	659.10
GOPALDHARA	18862	485.64	28541	495.03
NAMRING(UPPER)	46669	465.06	41507	537.79
OKAYTI	7321	445.19	0	0.00
GLENBURN	63201	421.76	85136	446.19
ROHINI	22556	418.50	44571	427.98
RINGTONG	3876	413.42	5375	201.51
UPPER FAGU	51485	411.57	67878	346.32
HILLTON	60584	397.66	55117	368.75
NAMRING	13405	391.00	13020	515.35
POOBONG	18722	374.48	0	0.00
SNOWVIEW	4599	373.59	2655	391.80
MIM	38234	337.43	43294	426.79
MISSION HILL	6319	264.50	4450	213.36
NORTH TUKVAR	10912	263.56	19464	241.66
SEPOYDHOORAH	3591	214.10	5713	253.79

*Above 3000 Kgs.

Follow us on: